

NOBLELIFT

www.noblelift.com

RT15-20-25ST2

Stand-on Reach Truck



Lifting up to
7000mm



Robust
Design



Cost-effective



Easy
Maintenance



Low noise

NEW / *Noblelift Products*
ARRIVAL

RT15-20-25ST2

The model range of RT15ST2-20ST2-25ST2 Reach Truck is designed for operation in narrow aisles, ideal for storing and retrieving pallets in racks, in medium and large size warehouses. It features in mast reach and small turning radius, convenient for getting on/off.

Regenerative braking

When you apply brake while driving, regenerative braking helps to minimize energy consumption and extend battery working time.

Mast system

The mast system and cylinder (reinforced) is unified for the full model range, and internal mast also fits sit-down reach truck RT B/P series. The mast reach makes it more convenient and safer to load goods without the movement of chassis. Besides, the high-quality H type channel steel ensures the load capacity of the truck.

Safety

Four-wheel design ensures stronger adaptability to the ground. The hydraulic system is equipped with speed limit valve to effectively control the lowering speed of the loads. With high standard craftsmanship and high quality materials, the truck performs great even under harsh working conditions.



Fork lowering buffering system

The buffering system increases the safety and comfort in fork lowering. The mast ensures perfect visibility.



Electronic control function

Battery power, timing and fault display helps operator to know truck condition and carry out maintenance periodically. Electrical system is waterproof and dustproof. Fully enclosed central control unit with heat dissipation design makes the circuit simpler and more reliable.

Comfortable and attractive design

The newly-designed operating space makes it more comfortable to operate.

Global brands configuration

Fully AC system, with standard electric power steering (EPS), Schabmüller steering motor from Germany; Multi valves and gear pump from Shimadzu, profile imported from Germany.

Hydraulic system

The high-end connectors, hoses and wear-resistant, high-temperature resistant and highly flexible seals of international brands, as well as the reasonable layout of all the pipes, ensure the sealing, durability, safety and efficiency of the entire hydraulic system.

Type sheet for industrial truck acc. to VDI 2198

Identification

1.1	Manufacturer			NOBLELIFT	
1.2	Model		RT15ST2	RT20ST2	RT25ST2
1.3	Drive		Electric	Electric	Electric
1.4	Operator type		Stand	Stand	Stand
1.5	Load capacity / rated load	Q (kg)	1500	2000	2500
1.6	Load centre	c (mm)	500	500	500
1.8	Load distance, centre of support arm wheel to face of forks	x (mm)	360/200	396/184	482/190
1.9	Wheelbase	y (mm)	1400	1500	1650

Weights

2.1	Service weight including battery	kg	3200	3280	3500
-----	----------------------------------	----	------	------	------

Wheels

3.1	Drive/support arm wheel		PU	PU	PU
3.2	Wheel size, front	Øxw (mm)	Ø 343 x140	Ø 343 x140	Ø 343 x140
3.3	Wheel size, rear	Øxw (mm)	Ø 285x110	Ø 285x110	Ø 285x110
3.5	Wheels, number front/rear (x=driven wheels)		2/1x+2	2/1x+2	2/1x+2
3.7	Track width, rear	b11 (mm)	990	990	990

Dimensions

4.1	Tilt of fork, forward/backward	$\alpha/\beta(^{\circ})$	4°/-2°	4°/-2°	4°/-2°
4.2	Height, mast extended	h1 (mm)	3068	3068	3068
4.3	Free lift	h2 (mm)	2397	2397	2397
4.4	Lift height	h3 (mm)	7000	7000	7000
4.5	Extended mast height	h4 (mm)	7910	7910	7910
4.7	Height of overhead guard (cab)	h6 (mm)	2260	2260	2260
4.8	Platform height	h7 (mm)	310	310	310
4.10	Height of support arms	h8 (mm)	275	275	275
4.15	Height of lowered forks	h13 (mm)	40	40	40
4.19	Overall length	l1 (mm)	2340	2410	2470
4.20	Length to face of forks	l2 (mm)	1270	1340	1400
4.21	Overall width	b1 (mm)	1100	1100	1100
4.22	Fork dimensions	s/e/l (mm)	35/100/1070	40/120/1070	40/120/1070
4.23	Fork carriage ISO 2328, class/type A, B		2/A	2/A	2/A
4.25	Width across forks	b5 (mm)	220-730	250-730	250-730
4.26	Distance between support arms	b4 (mm)	762	762	762
4.28	Reach distance	l4 (mm)	560	580	688
4.31	Ground clearance, with load, below mast	m1 (mm)	90	90	90
4.32	Ground clearance, centre of wheelbase	m2 (mm)	75	75	75
4.33	Aisle width for pallets 1000 x 1200 crossways	Ast(mm)	2760	2830	2920
4.34	Aisle width for pallets 800 x 1200 lengthways	Ast(mm)	2820	2880	2950
4.35	Turning radius	Wa (mm)	1685	1770	1885
4.37	Length across support arms	l7 (mm)	1775	1875	2058

Performance data

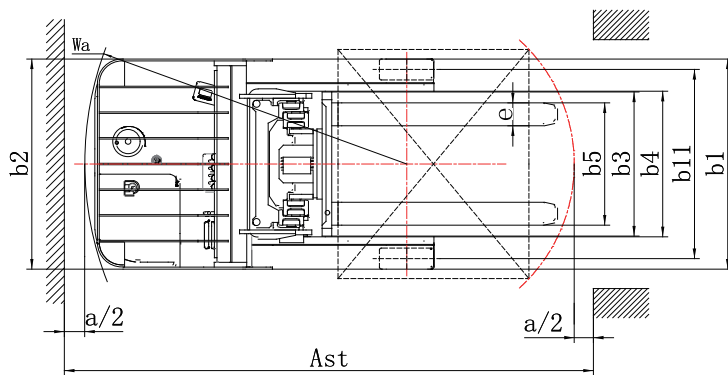
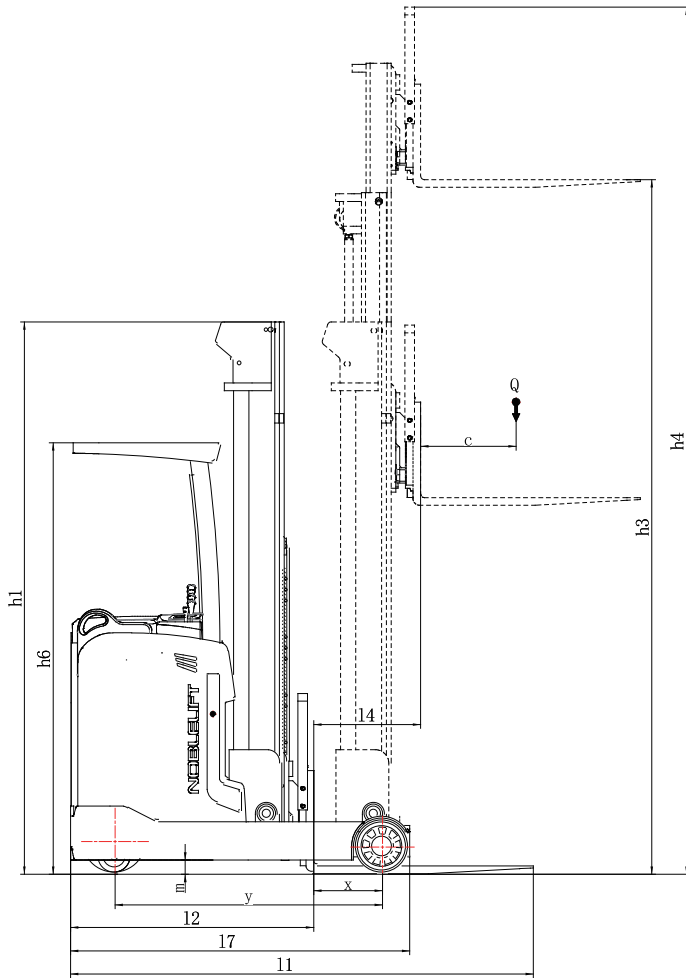
5.1	Travel speed, with/without load	km/h	9.5/9.5	9.5/9.5	9.5/9.5
5.2	Lift speed, with/without load	m/s	0.28/0.35	0.26/0.35	0.24/0.35
5.3	Lowering speed, with/without load	m/s	0.35/0.35	0.35/0.35	0.35/0.35
5.4	Reach speed, with/without load	m/s	0.1/0.1	0.1/0.1	0.1/0.1
5.8	Max. gradeability, with/without load	%	10/10	10/10	10/10
5.10	Service brake		electric	electric	electric

Electric motor

6.1	Drive motor rating S2 60 min	kW	3.8	5.5	5.5
6.2	Lift motor rating S3 15%	kW	8.2	12.5	12.5
6.4	Battery voltage, nominal capacity K5	V/Ah	48/280	48/350	48/420
6.5	Battery weight	kg	515	665	765

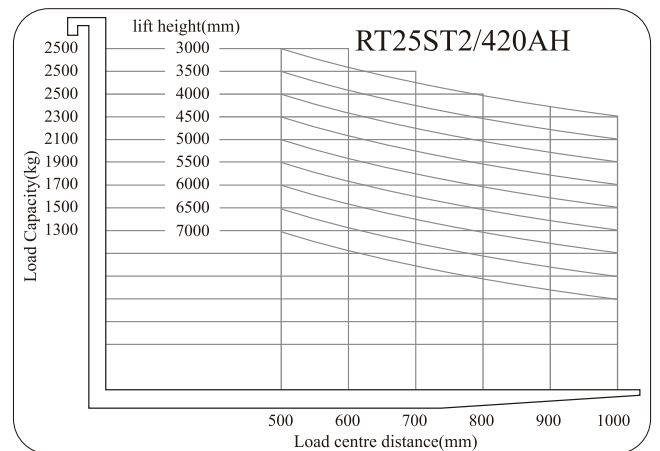
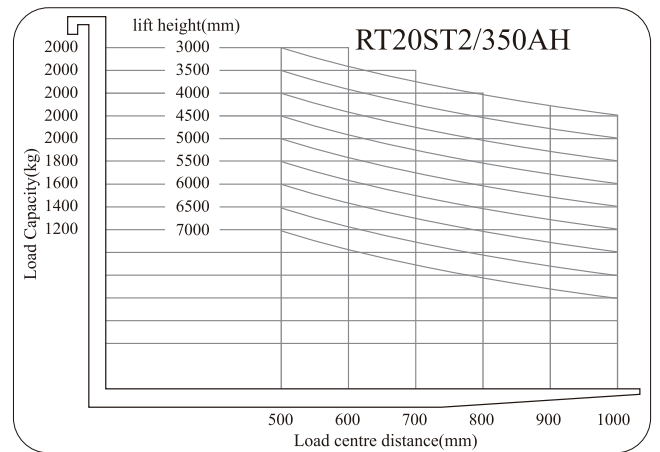
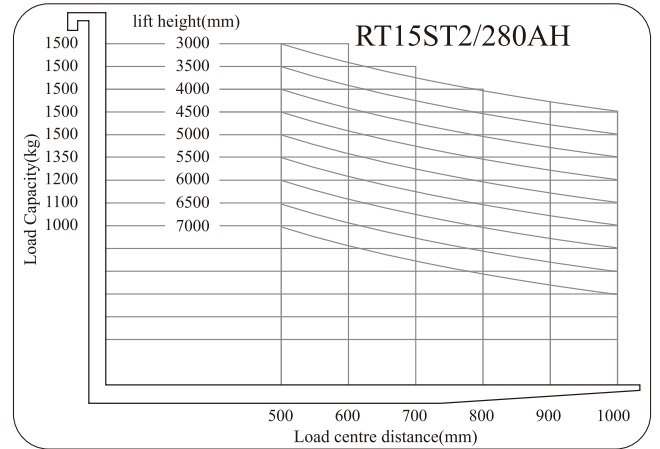
Other

8.1	Electric and controller		AC	AC	AC
8.4	Sound level at the driver's ear according to EN 12 053	dB(A)	68	68	68



Mast Table (VDI2198)

Lift	h3	4500	5000	5500	6000	6500	7000
Height of mast, lowered	h1	2235	2400	2568	2735	2900	3068
Height of mast, extended	h4	5410	5910	6410	6910	7410	7910
Free lift	h2	1563	1730	1897	2063	2230	2397



NOBLELIFT CHINA

Add:528 Changzhou Road,Taihu Sub-district,
 Changxing, Zhejiang 313100 China
 Tel:86-572-6210817 6210311
 Fax:86-572-6210777 6128612
 Email:info@nobelift.com
 Http:www.nobelift.com www.nobelift.cn



Official website



Our Wechat